



EXTENDED LEARNING TIME AND ACADEMIC RECOVERY

Whitney Oakley, Ed.D. | SUPERINTENDENT
Sonya Stephens, Ph.D. | Chief Performance officer
Tiffany Perkins, Ed.d | Interim Assistant Superintendent



GCS by the Numbers

3rd

LARGEST
district in North Carolina



Approximately
68K
PREK-12 STUDENTS



126
SCHOOL
BUILDINGS

91.8%



Graduation Rate
(2022)



763
NATIONAL
BOARD-CERTIFIED
TEACHERS
ranking ninth in the country



\$166,440,587
SCHOLARSHIPS
AND GRANTS
(class of 2022)



3

GCS HIGH SCHOOLS ranked in the TOP FIVE in North Carolina

The Early College at Guilford 2022 Rankings

The Early College at Guilford is ranked #35 in the [National Rankings](#). Schools are ranked on their performance on state-required tests, graduation and how well they prepare students for college. Read more about [how we rank the Best High Schools](#).

All Rankings

- #35 in National Rankings
- #1 in North Carolina High Schools
- #1 in Greensboro, NC Metro Area High Schools
- #1 in Guilford County Schools High Schools
- #9 in STEM High Schools

| SCORECARD | 99.8 |
|------------------------------|------|
| Took at Least One AP® Exam | 96% |
| Passed at Least One AP® Exam | 96% |
| Reading Proficiency | 100% |
| Graduation Rate | 100% |



STEM Early College at N.C. A&T 2022 Rankings

STEM Early College at N.C. A&T is ranked #87 in the [National Rankings](#). Schools are ranked on their performance on state-required tests, graduation and how well they prepare students for college. Read more about [how we rank the Best High Schools](#).

All Rankings

- #87 in National Rankings
- #2 in North Carolina High Schools
- #2 in Greensboro, NC Metro Area High Schools
- #2 in Guilford County Schools High Schools

| SCORECARD | 99.51 |
|------------------------------|-------|
| Took at Least One AP® Exam | 95% |
| Passed at Least One AP® Exam | 90% |
| Graduation Rate | 100% |

Philip J. Weaver Ed Center 2022 Rankings

Philip J. Weaver Ed Center is ranked #240 in the [National Rankings](#). Schools are ranked on their performance on state-required tests, graduation and how well they prepare students for college. Read more about [how we rank the Best High Schools](#).

All Rankings

- #240 in National Rankings
- #5 in North Carolina High Schools
- #3 in Greensboro, NC Metro Area High Schools
- #3 in Guilford County Schools High Schools
- #56 in Magnet High Schools

| SCORECARD | 98.66 |
|------------------------------|-------|
| Took at Least One AP® Exam | 93% |
| Passed at Least One AP® Exam | 82% |
| Graduation Rate | 100% |

Guilford County Child Poverty

as reported on the 2022 NC Data Cards

NC Child

The Voice for North Carolina's Children

Guilford County had a **higher child poverty rate** than in the state, Wake, Mecklenburg and Durham counties.

Food insecurity was higher in Guilford County than in the state, Wake, Mecklenburg, Forsyth and Durham counties.

Guilford County had a **lower median family income** than in the state, Wake, Mecklenburg, and Durham counties.

Guilford County also had a **lower percentage of residents with a bachelor's degree** than Wake, Mecklenburg, and Durham counties.

The background of the image shows two young men in a locker room. They are both smiling and holding certificates from Southwest Guilford Middle School. The certificate in the foreground is for William Khreah, dated June 2022, and mentions 'Certificate of Completion'. The text is overlaid on the image in white and yellow. A large, stylized sunburst logo is visible in the upper right corner.

The pandemic **REDEFINED** the way
EVERY SCHOOL functions,
challenging us to **REIMAGINE**
PUBLIC EDUCATION.

EXTENDED LEARNING OPPORTUNITIES



Extended Learning Opportunities

National research indicates three strategies as urban districts across the nation address drastic declines in student proficiency including expanded learning time, high-intensity tutoring and acceleration not remediation (making sure students have access to grade-level content).

—Consortium for Policy Research in Education, 2021

5TH QUARTER



Districtwide summer programs to address learning loss and course failures

HIGH-DOSAGE TUTORING



Expansion to meet the needs of the students who have fallen behind

ALIGNMENT



Of instructional resources, assessments and professional learning for teachers

EXTENDED CALENDARS



Extending the school year/day can improve student outcomes, particularly for students who were already behind

LEARNING HUBS



Flexible model to provide instruction and tutoring to students to meet graduation requirements



Nearly 7,000 students participated in our district-wide **5th Quarter and enrichment programs** during summer 2022.

GCS Tutoring Highlights 2021-22

421 tutors **5,251** students tutored
for a total of **66,910** hours in over **109K** sessions

Partnerships included:





K-12 Education | May 17, 2022 by Doniella Lee

In North Carolina, one school district is reaching vulnerable students with personalized support

Getting involved in the learning hub helped me a lot. I have extra resources. It's a place of learning and a place where you can get comfort. You can talk to people about the things that are bothering you, or about the problems that you have in your life. And, I'll admit it, maybe learning hub is a social event for me. But at the same time, at least I'm in a classroom.

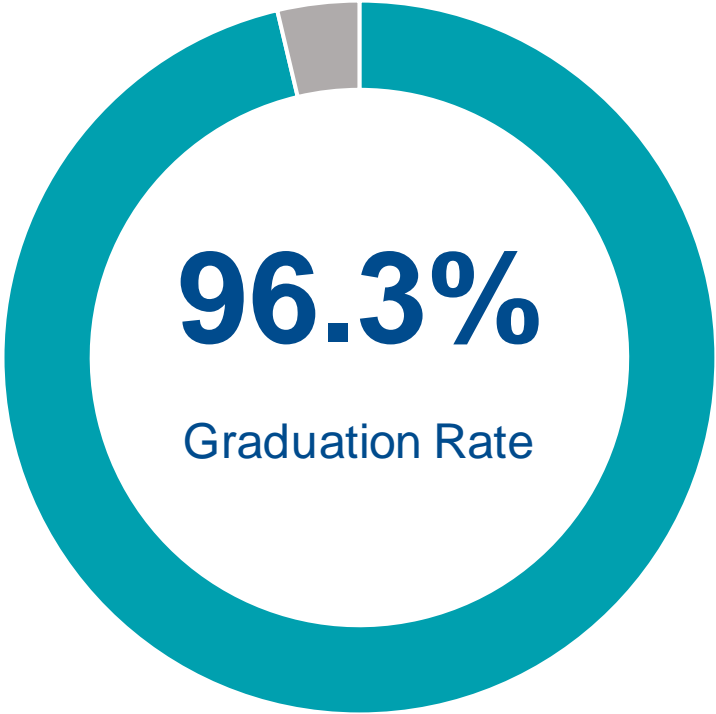
- ✓ **EACH LEARNING HUB INCLUDES** tutoring, extracurriculars, mental health support and meals
- ✓ **HUBS IMPROVED STUDENT SCORES** +1.8 (Math) +5.7 (English)

Tyron Turner
10th Grade
West L. Smith High School

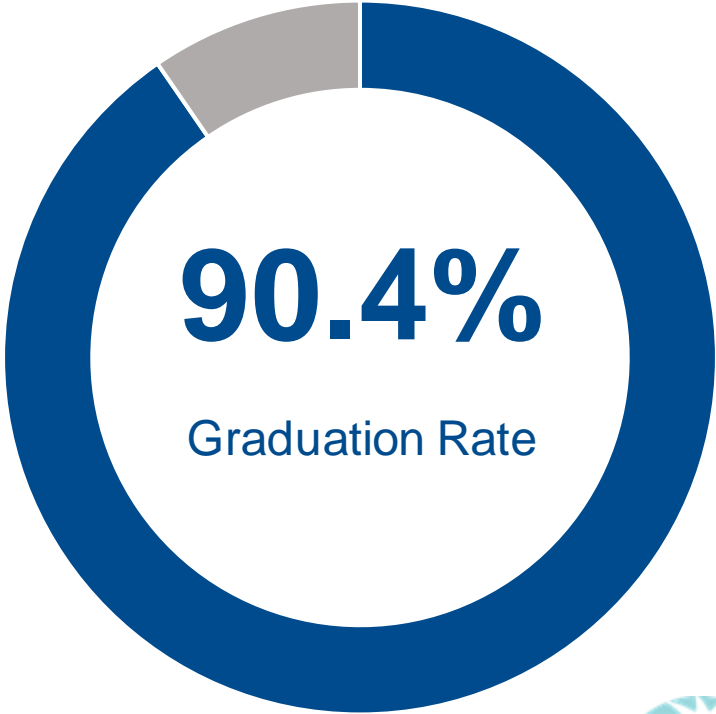
5,901 students attended Learning Hubs at one of the 15 comprehensive GCS high schools in 2021-2022.

Impact of Learning Hubs on 4-Year Cohort Graduation Rates

Attended Learning Hubs



Did not attend Learning Hubs

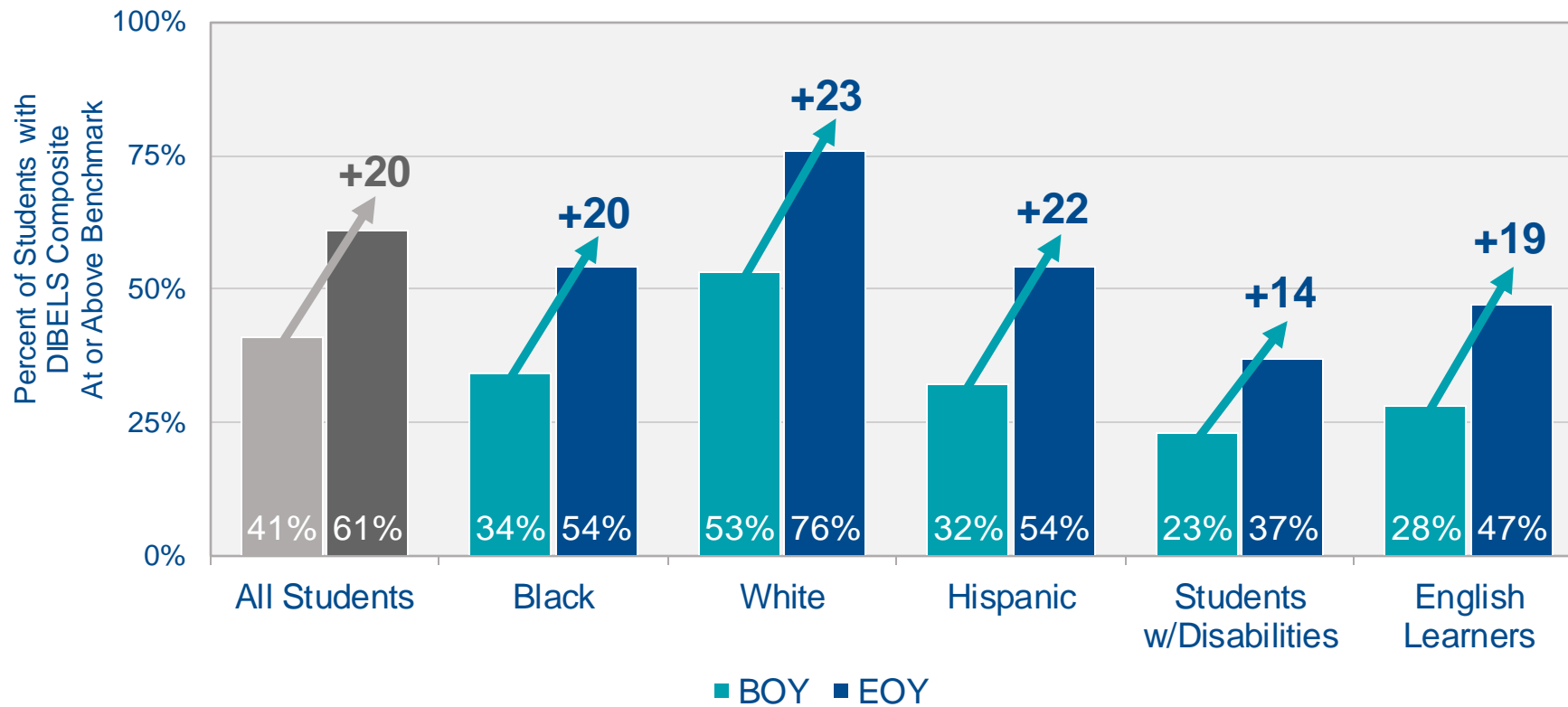


ACADEMIC RECOVERY



K-3 Literacy 2021-22

DIBELS Proficiency BOY to EOY
Grades K-3 Combined



Every student group had double-digit percentage point increases in reading proficiency from BOY to EOY on the DIBELS assessment.



Celebrations – EOG Reading Assessments

**Across
GRADES 3-8**



**in EOG Reading overall
and by individual
student groups**
with the exception of grade 3

**65
SCHOOLS**



**EOG reading
proficiency compared
to 2020-21**

**51 elementary schools
14 middle schools**

Celebrations – EOG/EOC Math Assessments

**MATH PROFICIENCY
GRADES 3-8
Math 1 & Math 3**



**for EACH STUDENT group
and for EVERY GRADE
LEVEL**
when compared to 2020-21

**20
SCHOOLS**



**Grade 8 Math EOG
(not including Math 1)**

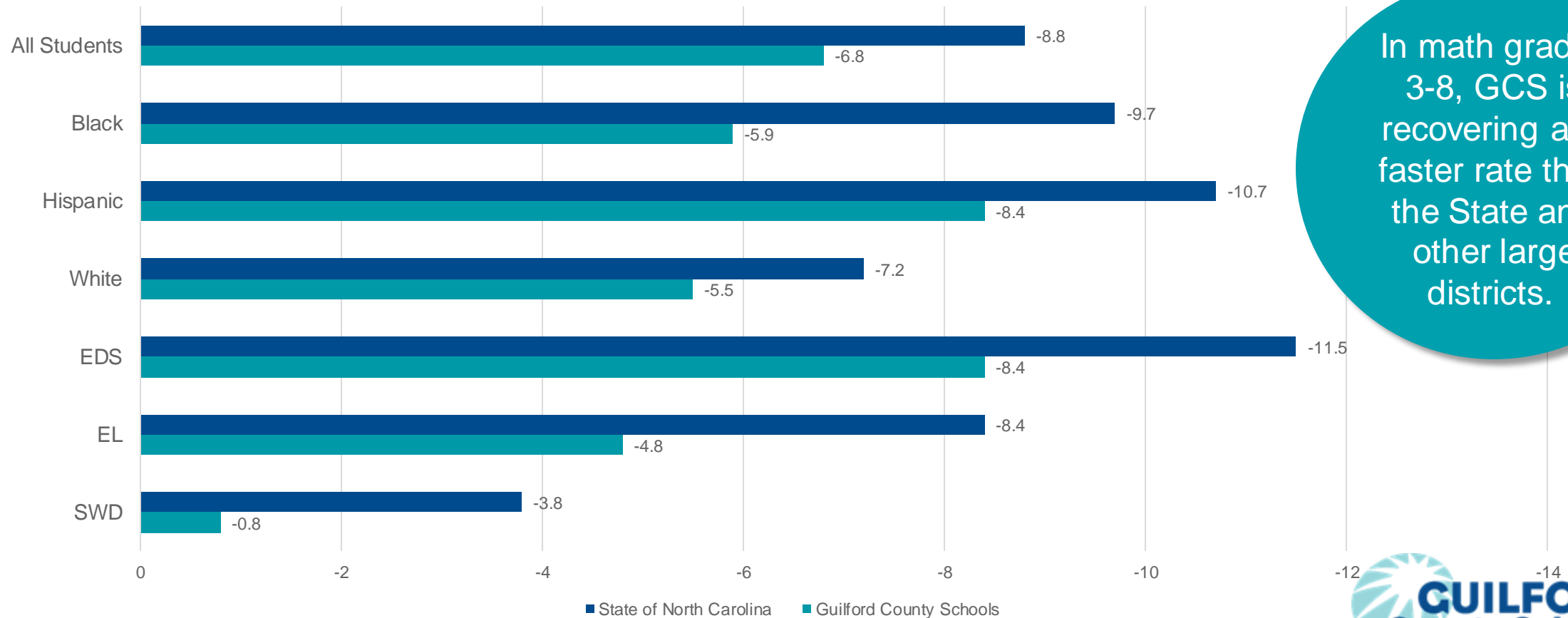
**24
SCHOOLS**



**8th grade Math 1
EOC scores**

Math Recovery Faster Than the State

EOG Math Grades 3-8 Percentage Point Change from 2018-19 to 2021-22
Percent Proficient



In math grades 3-8, GCS is recovering at a faster rate than the State and other large districts.



Ongoing Challenges

Racial Gaps



Race continues to be the biggest predictor of student

COVID-19



disproportionately impacted low-income students and students of color

Attendance



Chronic absenteeism continues to be an issue

Mental Health



Safety



Transportation



Concentrated Poverty



Questions & Dialogue

